

MONTHLY REPORT OF DISBURSEMENTS
For the month of July, 2017

Department: Department of National Defense (DND)					Agency: Philippine Veterans Affairs Office (PVAO) - Proper										Operating Unit: N/A												
Organization Code (UACS): 170050000000					Fund Cluster: 01 - Regular Agency Fund										Report Status: SUBMITTED												
PARTICULARS	CURRENT YEAR BUDGET					PRIOR YEAR'S ACCOUNTS PAYABLE					CURRENT YEAR'S ACCOUNTS PAYABLE					SUB-TOTAL	TRUST LIABILITIES				GRAND TOTAL					REMARKS	
	PS	MOOE	Fin. Exp	CO	TOTAL	PS	MOOE	Fin. Exp	CO	Sub-Total	PS	MOOE	Fin. Exp	CO	Sub-Total		TOTAL	PS	MOOE	CO	TOTAL	PS	MOOE	Fin. Exp	CO		TOTAL
1	2	3	4	5	6=(2+3+4+5)	7	8	9	10	11=(7+8+9+10)	12	13	14	15	16=(12+13+14+15)	17=(1+16)	18=(6+17)	19	20	21	22=(19+20+21)	23	24	25	26	27=(23+24+25+26)	28
Notice of Cash Allocation (NCA)	810,447,130.12	15,151,433.33			825,598,563.45											825,598,563.45					810,447,130.12	15,151,433.33			825,598,563.45		
MDS Checks Issued	810,447,130.12	13,937,070.27			824,384,200.39											824,384,200.39					810,447,130.12	13,937,070.27			824,384,200.39		
Advice to Debit Account		1,214,363.06			1,214,363.06											1,214,363.06							1,214,363.06			1,214,363.06	
Notice of Transfer of Allocation (NTA)																											
MDS Checks Issued																											
Advice to Debit Account																											
Working Fund (NCA issued to BT)																											
Tax Remittance Advices Issued (TRA)	832,409.75	397,856.29			1,230,266.04											1,230,266.04					832,409.75	397,856.29			1,230,266.04		
Cash Disbursement Ceiling (CDC)																											
Non-Cash Availment Authority (NCAA)																											
Others (CDT, BTr Does Stamp, etc.)																											

Summary


PARTICULARS	PREVIOUS REPORT	CURRENT MONTH	AS OF DATE
(1)	(2)	(3)	(4)
Total Disbursement Authorities Received			
NCA	5,311,520,426.00	845,924,400.00	6,157,444,826.00
Working Fund			
TRA	7,054,565.62	1,230,266.04	8,284,831.66
CDC			
NCAA			
Others (CDT, BTr Does Stamp, etc.)			
Less: Notice of Transfer Allocations (NTA)* issued			
Total Disbursements Authorities Available	5,318,574,991.62	847,154,666.04	6,165,729,657.66
Less:			
Lapsed NCA	6,064,109.99		6,064,109.99
Disbursements	5,312,510,881.63	826,828,829.49	6,139,339,711.12
Balance of Disbursements Authorities as of date		20,325,836.55	20,325,836.55
Total Disbursements Program	5,318,574,991.62	847,154,666.04	6,165,729,657.66
Less: * Actual Disbursements	5,312,510,881.63	826,828,829.49	6,139,339,711.12
(Over)/Under spending-	6,064,109.99	20,325,836.55	26,389,946.54

Certified Correct:

Rivera, Elizabeth C.

Agency Chief Accountant

Date: 10/Aug/2017



Approved By:

[Signature]

Carolina, Ernesto C.

Head of Agency or Authorized Representative

Date: 11/Aug/2017

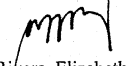
MONTHLY REPORT OF DISBURSEMENTS
For the month of July, 2017

Department: Department of National Defense (DND)					Agency: Philippine Veterans Affairs Office (PVAO) - Proper										Operating Unit: N/A													
Organization Code (UACS): 17005000000					Fund Cluster: 06 - Business Type Income										Report Status: SUBMITTED													
PARTICULARS	CURRENT YEAR BUDGET					PRIOR YEAR'S ACCOUNTS PAYABLE					CURRENT YEAR'S ACCOUNTS PAYABLE					SUB-TOTAL	TRUST LIABILITIES				GRAND TOTAL				REMARKS			
	PS	MOOE	Fin. Exp	CO	TOTAL	PS	MOOE	Fin. Exp	CO	Sub-Total	PS	MOOE	Fin. Exp	CO	Sub-Total		TOTAL	PS	MOOE	CO	TOTAL	PS	MOOE	Fin. Exp		CO	TOTAL	
	2	3	4	5	6=(2+3+4+5)	7	8	9	10	11=(7+8+9+10)	12	13	14	15	16=(12+13+14+15)	17=(11+16)	18=(6+17)	19	20	21	22=(19+20+21)	23	24	25	26	27=(23+24+25+26)	28	
Notice of Cash Allocation (NCA)		1,471,671.28			1,471,671.28												1,471,671.28					1,471,671.28				1,471,671.28		
MDS Checks Issued		1,471,671.28			1,471,671.28												1,471,671.28					1,471,671.28				1,471,671.28		
Advice to Debit Account																												
Notice of Transfer of Allocation (NTA)																												
MDS Checks Issued																												
Advice to Debit Account																												
Working Fund (NCA issued to BTr)																												
Tax Remittance Advice Issued (TRA)																												
Cash Disbursement Ceiling (CDC)																												
Non-Cash Availment Authority (NCAA)																												
Others (CDT, BTr Docs Stamp, etc.)																												

Summary

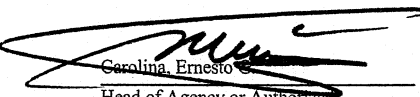
PARTICULARS	PREVIOUS REPORT	CURRENT MONTH	AS OF DATE
(1)	(2)	(3)	(4)
Total Disbursement Authorities Received			
NCA	26,203,051.10	1,664,533.87	27,867,584.97
Working Fund			
TRA			
CDC			
NCAA			
Others (CDT, BTr Docs Stamp, etc.)			
Less: Notice of Transfer Allocations (NTA)* Issued			
Total Disbursements Authorities Available	26,203,051.10	1,664,533.87	27,867,584.97
Less:			
Lapsed NCA			
Disbursements	6,410,936.91	1,471,671.28	7,882,608.19
Balance of Disbursements Authorities as of to date	19,792,114.19	192,862.59	19,984,976.78
Total Disbursements Program	26,203,051.10	1,664,533.87	27,867,584.97
Less: * Actual Disbursements	6,410,936.91	1,471,671.28	7,882,608.19
(Over)/Under spending -	19,792,114.19	192,862.59	19,984,976.78


Certified Correct:


Rivera, Elizabeth C.
Agency Chief Accountant

Date: 10/Aug/2017

Approved By:


Carolina Ernesto
Head of Agency or Authorized Representative
Date: 11/Aug/2017




APPROPRIATIONS, OBLIGATIONS AND DISBURSEMENTS
As of the Month Ending July 31, 2017
(in thousand pesos)

ANNEX A

Department: Department of National Defense


Particulars	Available Appropriations	Allotment Releases		Obligations		Disbursements		
	Amount	Amount	% to Available Appropriation	Amount	% to Allotment	Amount	% to Allotment	% to Obligations
Philippine Veterans Affairs Office	11,076,285	8,036,799	72.56%	6,143,467	76.44%	6,139,794	76.40%	99.94%
Current Year	11,055,397	8,015,911	72.51%	6,141,844	76.62%	6,131,240	76.49%	99.83%
PS	10,286,330	7,624,398	74.12%	5,949,779	78.04%	5,950,053	78.04%	100.00%
MOOE	387,581	383,513	98.95%	192,065	50.08%	181,187	47.24%	94.34%
FinEX	-	-	-	-	-	-	-	-
CO	381,486	8,000	2.10%	-	0.00%	-	0.00%	0.00%
Prior Year	20,888	20,888	100.00%	1,623	7.77%	525	2.51%	32.35%
PS	-	-	-	-	-	-	-	-
MOOE	17,374	17,374	100.00%	1,325	7.63%	525	3.02%	39.62%
FinEX	-	-	-	-	-	-	-	-
CO	3,514	3,514	100.00%	298	8.48%	-	0.00%	0.00%
Accounts Payable						8,029		
PS						60		
MOOE						3,121		
MOOE AP								
FinEX								
CO						4,848		

Prepared by:



ELIZABETH C. RIVERA
Head, Accounting Section

Noted by:


GRACIA N. BACCAY
Head, Budget Section


VIRGINIA D. LOPEZ
Acting Chief, Planning and Management Division

Certified Correct:


LTGEN ERNESTO C. CAROLINA AFP (RET)
Administrator

