


MONTHLY REPORT OF DISBURSEMENTS
For the month of August, 2017

| Department: Department of National Defense (DND) | | | | | Agency: Philippine Veterans Affairs Office (PVAO) - Proper | | | | | | | | | | Operating Unit: N/A | | | | | | | | | | | | |
|--|---------------------|------------|----------|----|--|-------------------------------|---|---|----|---------------|---------------------------------|----|----|----|-----------------------------|------------|-------------------|------------|----|-------|---------------|------|----------|----|-------|------------------|----|
| Organization Code (UACS): 17005000000 | | | | | Fund Cluster: 06 - Business Type Income | | | | | | | | | | Report Status: FOR APPROVAL | | | | | | | | | | | | |
| PARTICULARS | CURRENT YEAR BUDGET | | | | | PRIOR YEAR'S BUDGET | | | | | | | | | | SUB-TOTAL | TRUST LIABILITIES | | | | GRAND TOTAL | | | | | REMARKS | |
| | PS | MOOE | Fin. Exp | CO | TOTAL | PRIOR YEAR'S ACCOUNTS PAYABLE | | | | | CURRENT YEAR'S ACCOUNTS PAYABLE | | | | | | PS | MOOE | CO | TOTAL | PS | MOOE | Fin. Exp | CO | TOTAL | | |
| | | | | | | 7 | 8 | 9 | 10 | Sub-Total | 11 | 12 | 13 | 14 | 15 | | | | | | | | | | | | 16 |
| 1 | 2 | 3 | 4 | 5 | 6-(2)+3+4+5 | 7 | 8 | 9 | 10 | 11-(7)+8+9+10 | 12 | 13 | 14 | 15 | 16-(12)+13+14+15 | 17-(11)+16 | 18-(18+17) | 19 | 20 | 21 | 22-(19)+20+21 | 23 | 24 | 25 | 26 | 27-(23)+24+25+26 | 28 |
| Notice of Cash Allocation (NCA) | | 401,859.25 | | | 401,859.25 | | | | | | | | | | | | | 401,859.25 | | | | | | | | 401,859.25 | |
| MDS Checks Issued | | 401,859.25 | | | 401,859.25 | | | | | | | | | | | | | 401,859.25 | | | | | | | | 401,859.25 | |
| Advice to Debit Account | | | | | | | | | | | | | | | | | | | | | | | | | | | |
| Notice of Transfer of Allocation (NTA) | | | | | | | | | | | | | | | | | | | | | | | | | | | |
| MDS Checks Issued | | | | | | | | | | | | | | | | | | | | | | | | | | | |
| Advice to Debit Account | | | | | | | | | | | | | | | | | | | | | | | | | | | |
| Working Fund (NCA issued to BTr) | | | | | | | | | | | | | | | | | | | | | | | | | | | |
| Tax Remittance Advices Issued (TRA) | | | | | | | | | | | | | | | | | | | | | | | | | | | |
| Cash Disbursement Ceiling (CDC) | | | | | | | | | | | | | | | | | | | | | | | | | | | |
| Non-Cash Availment Authority (NCAA) | | | | | | | | | | | | | | | | | | | | | | | | | | | |
| Others (CDT, BTr Docs Stamp, etc.) | | | | | | | | | | | | | | | | | | | | | | | | | | | |

Summary


| PARTICULARS | PREVIOUS REPORT | CURRENT MONTH | AS OF DATE |
|--|-----------------|---------------|---------------|
| (1) | (2) | (3) | (4) |
| Total Disbursement Authorities Received | | | |
| NCA | 27,867,584.97 | 1,223,034.08 | 29,090,619.05 |
| Working Fund | | | |
| TRA | | | |
| CDC | | | |
| NCAA | | | |
| Others (CDT, BTr Docs Stamp, etc.) | | | |
| Less: Notice of Transfer Allocations (NTA)* issued | | | |
| Total Disbursements Authorities Available | 27,867,584.97 | 1,223,034.08 | 29,090,619.05 |
| Less: | | | |
| Lapsed NCA | | | |
| Disbursements | | 401,859.25 | 401,859.25 |
| Balance of Disbursements Authorities as of to date | 27,867,584.97 | 821,174.83 | 28,688,759.80 |
| Total Disbursements Program | 27,867,584.97 | 1,223,034.08 | 29,090,619.05 |
| Less: * Actual Disbursements | 7,882,608.19 | 401,859.25 | 8,284,467.44 |
| (Over) Under spending- | 19,984,976.78 | 821,174.83 | 20,806,151.61 |


Certified Correct:


Rivera, Elizabeth C.
Agency Chief Accountant

Date: 13/Sep/2017

Approved By:


Head of Agency or Authorized Representative
Date:



STATEMENT OF ALLOCATION VIS-À-VIS DISBURSEMENTS AND BALANCES - REGIONAL ALLOCATION
As of the August 31, 2017

Department DEPARTMENT OF NATIONAL DEFENSE
Agency PHILIPPINE VETERANS AFFAIRS OFFICE
Operating Unit :
Organization Code 170050000000
Funding Source Code 01101101

| Particulars | UACS CODE | Adjusted Total Allotments for the 2nd Quarter | Current Year Allocations | | | | | | | Current Year Disbursement | | | | | | | BALANCES | | |
|---|------------|---|--------------------------|----------------|----------------|----------------|----------------|----------------|------------------|---------------------------|----------------|----------------|----------------|----------------|----------------|------------------------|-----------------------|--------------------|--|
| | | | Jan | Feb | March | April | May | June | TOTAL | Jan | Feb | March | April | May | June | Total | Unobligated Allotment | Unpaid Obligations | |
| [1] | [2] | [3] | [4] | [5] | [6] | [7] | [8] | [9] | 10=(4+5+6+7+8+9) | [11] | [12] | [13] | [14] | [15] | [16] | 17=(11+12+13+14+15+16) | [18] | [19] | |
| I. SPECIAL PURPOSE FUND | | | | | | | | | | | | | | | | | | | |
| MFO 1 - ADMINISTRATION OF VETERANS PENSION AND BENEFITS PROGRAM | | | | | | | | | | | | | | | | | | | |
| Major Program and Project: | | | | | | | | | | | | | | | | | | | |
| For Payment of Veterans' Pensions | 5104010 03 | 5,069,924,000.00 | 824,751,928.56 | 824,751,498.92 | 886,433,500.00 | 844,660,824.06 | 844,662,829.21 | 844,660,842.32 | 5,069,921,423.07 | 824,751,928.56 | 824,751,498.92 | 886,433,500.00 | 844,660,824.06 | 844,662,829.21 | 844,660,842.32 | 5,069,921,423.07 | 2,576.93 | | |
| Region 1 | | | 67,264,100.00 | 67,100,598.92 | 71,736,100.00 | 66,039,633.14 | 63,702,251.99 | 64,251,700.00 | 400,094,384.05 | 67,264,100.00 | 67,100,598.92 | 71,736,100.00 | 66,039,633.14 | 63,702,251.99 | 64,251,700.00 | 400,094,384.05 | | | |
| Region 2 | | | 27,398,700.00 | 26,226,300.00 | 27,234,400.00 | 25,828,700.00 | 27,241,400.00 | 28,454,191.67 | 162,383,691.67 | 27,398,700.00 | 26,226,300.00 | 27,234,400.00 | 25,828,700.00 | 27,241,400.00 | 28,454,191.67 | 162,383,691.67 | | | |
| Region 3 | | | 120,545,150.00 | 118,955,250.00 | 123,706,450.00 | 117,240,841.16 | 117,265,310.05 | 117,177,150.00 | 714,890,151.21 | 120,545,150.00 | 118,955,250.00 | 123,706,450.00 | 117,240,841.16 | 117,177,150.00 | 714,890,151.21 | | | | |
| Region 4 | | | 155,057,328.56 | 150,940,100.00 | 162,502,191.67 | 156,182,478.10 | 153,660,519.35 | 155,702,589.89 | 934,045,207.57 | 155,057,328.56 | 150,940,100.00 | 162,502,191.67 | 156,182,478.10 | 153,660,519.35 | 155,702,589.89 | 934,045,207.57 | | | |
| Region 5 | | | 30,307,066.67 | 29,375,066.67 | 31,728,166.67 | 30,708,566.67 | 32,195,469.42 | 32,975,450.01 | 187,289,786.11 | 30,307,066.67 | 29,375,066.67 | 31,728,166.67 | 30,708,566.67 | 32,195,469.42 | 32,975,450.01 | 187,289,786.11 | | | |
| Region 6 | | | 48,280,500.00 | 48,131,000.00 | 49,518,969.35 | 47,971,969.35 | 47,020,000.00 | 46,858,100.00 | 287,780,538.70 | 48,280,500.00 | 48,131,000.00 | 49,518,969.35 | 47,971,969.35 | 47,020,000.00 | 46,858,100.00 | 287,780,538.70 | | | |
| Region 7 | | | 36,623,000.00 | 35,079,800.00 | 40,699,900.28 | 38,905,100.00 | 37,709,583.97 | 38,551,200.00 | 227,568,584.25 | 36,623,000.00 | 35,079,800.00 | 40,699,900.28 | 38,905,100.00 | 37,709,583.97 | 38,551,200.00 | 227,568,584.25 | | | |
| Region 8 | | | 22,964,000.00 | 22,139,900.00 | 23,321,700.00 | 22,812,200.00 | 23,449,100.00 | 24,288,600.00 | 138,975,500.00 | 22,964,000.00 | 22,139,900.00 | 23,321,700.00 | 22,812,200.00 | 23,449,100.00 | 24,288,600.00 | 138,975,500.00 | | | |
| Region 9 | | | 30,289,300.00 | 29,680,200.00 | 33,949,500.00 | 33,543,400.00 | 33,181,377.42 | 31,929,300.00 | 192,573,077.42 | 30,289,300.00 | 29,680,200.00 | 33,949,500.00 | 33,543,400.00 | 33,181,377.42 | 31,929,300.00 | 192,573,077.42 | | | |
| Region 10 | | | 35,853,200.00 | 36,045,200.00 | 37,566,700.00 | 35,970,391.67 | 36,042,150.00 | 33,747,400.00 | 215,225,041.67 | 35,853,200.00 | 36,045,200.00 | 37,566,700.00 | 35,970,391.67 | 36,042,150.00 | 33,747,400.00 | 215,225,041.67 | | | |
| Region 11 | | | 18,789,900.00 | 17,177,400.00 | 19,883,900.00 | 19,620,500.00 | 20,535,491.67 | 19,414,800.00 | 115,421,991.67 | 18,789,900.00 | 17,177,400.00 | 19,883,900.00 | 19,620,500.00 | 20,535,491.67 | 19,414,800.00 | 115,421,991.67 | | | |
| Region 12 | | | 22,573,350.00 | 22,338,250.00 | 25,861,888.70 | 25,281,818.97 | 24,196,950.00 | 25,832,750.00 | 146,085,007.67 | 22,573,350.00 | 22,338,250.00 | 25,861,888.70 | 25,281,818.97 | 24,196,950.00 | 25,832,750.00 | 146,085,007.67 | | | |
| Region 13 | | | 11,695,800.00 | 11,287,300.00 | 12,095,100.00 | 11,950,000.00 | 12,199,400.00 | 12,308,100.00 | 71,535,700.00 | 11,695,800.00 | 11,287,300.00 | 12,095,100.00 | 11,950,000.00 | 12,199,400.00 | 12,308,100.00 | 71,535,700.00 | | | |
| ARMM | | | 16,978,933.33 | 16,081,933.33 | 15,900,433.33 | 18,656,233.33 | 17,101,786.09 | 17,902,410.75 | 102,621,730.16 | 16,978,933.33 | 16,081,933.33 | 15,900,433.33 | 18,656,233.33 | 17,101,786.09 | 17,902,410.75 | 102,621,730.16 | | | |
| CAR | | | 15,943,300.00 | 14,828,500.00 | 18,166,800.00 | 17,415,350.00 | 16,273,000.00 | 15,750,200.00 | 98,377,150.00 | 15,943,300.00 | 14,828,500.00 | 18,166,800.00 | 17,415,350.00 | 16,273,000.00 | 15,750,200.00 | 98,377,150.00 | | | |
| NCR | | | 161,819,500.00 | 156,195,400.00 | 164,689,800.00 | 149,581,241.67 | 156,968,039.25 | 153,282,200.00 | 942,536,180.92 | 161,819,500.00 | 156,195,400.00 | 164,689,800.00 | 149,581,241.67 | 156,968,039.25 | 153,282,200.00 | 942,536,180.92 | | | |
| Other Countries | | | 2,368,800.00 | 23,169,300.00 | 27,871,500.00 | 26,952,400.00 | 25,921,000.00 | 26,234,700.00 | 132,517,700.00 | 2,368,800.00 | 23,169,300.00 | 27,871,500.00 | 26,952,400.00 | 25,921,000.00 | 26,234,700.00 | 132,517,700.00 | | | |

STATEMENT OF ALLOCATION VIS-A-VIS DISBURSEMENTS AND BALANCES - REGIONAL ALLOCATION
As of the August 31, 2017

Department DEPARTMENT OF NATIONAL DEFENSE
Agency PHILIPPINE VETERANS AFFAIRS OFFICE
Operating Unit :
Organization Code 170050000000
Funding Source Code 01101101

| Particulars | UACS CODE | Adjusted Total Allotments for the 3rd Qtr | Current Year Allocations | | | | | | | | Current Year Disbursement | | | | | | | | BALANCES | |
|-------------------------------------|------------|---|--------------------------|----------------|----------------|------|-----|-----|------|---------------------|---------------------------|----------------|----------------|------|------|------|------|------------------------|-----------------------|--------------------|
| | | | TOTAL Jan-June 2017 | July | Aug | Sept | Oct | Nov | Dec | TOTAL | TOTAL Jan-June 2017 | July | Aug | Sept | Oct | Nov | Dec | Total | Unobligated Allotment | Unpaid Obligations |
| [1] | [2] | [3] | [4] | [5] | [6] | [7] | [8] | [9] | [10] | 11=(4+5+6+7+8+9+10) | [12] | [13] | [14] | [15] | [16] | [17] | [18] | 19=(12+13+14+15+16+17) | [20] | [21] |
| I. SPECIAL PURPOSE FUND | | | | | | | | | | | | | | | | | | | | |
| MFO 1 - ADMINISTRATION OF | | | | | | | | | | | | | | | | | | | | |
| VETERANS PENSION & BENEFITS PROGRAM | | | | | | | | | | | | | | | | | | | | |
| for Program and Project: | | | | | | | | | | | | | | | | | | | | |
| Payment of Veterans' Pension | 5104010 03 | 7,482,450,000.00 | 5,069,921,423.07 | 804,174,530.29 | 804,174,781.14 | - | - | - | - | 6,678,270,734.50 | 5,069,921,423.07 | 804,144,530.29 | 804,174,781.14 | - | - | - | - | 6,678,240,734.50 | 804,179,265.50 | |
| Region 1 | | | 400,094,384.05 | 63,576,600.00 | 62,038,559.76 | | | | | 525,709,543.81 | 400,094,384.05 | 63,576,600.00 | 62,038,559.76 | | | | | 525,709,543.81 | | |
| Region 2 | | | 162,383,691.67 | 26,743,500.00 | 25,873,892.75 | | | | | 215,001,084.42 | 162,383,691.67 | 26,743,500.00 | 25,873,892.75 | | | | | 215,001,084.42 | | |
| Region 3 | | | 714,890,151.21 | 112,942,750.00 | 112,339,807.00 | | | | | 940,172,708.21 | 714,890,151.21 | 112,942,750.00 | 112,339,807.00 | | | | | 940,172,708.21 | | |
| Region 4 | | | 934,045,207.57 | 148,476,700.00 | 149,240,413.79 | | | | | 1,231,762,321.36 | 934,045,207.57 | 148,476,700.00 | 149,240,413.79 | | | | | 1,231,762,321.36 | | |
| Region 5 | | | 187,289,786.11 | 29,149,666.67 | 28,554,215.07 | | | | | 244,993,667.85 | 187,289,786.11 | 29,149,666.67 | 28,554,215.07 | | | | | 244,993,667.85 | | |
| Region 6 | | | 287,780,538.70 | 44,125,000.00 | 44,858,678.50 | | | | | 376,764,217.20 | 287,780,538.70 | 44,125,000.00 | 44,858,678.50 | | | | | 376,764,217.20 | | |
| Region 7 | | | 227,568,584.25 | 34,857,275.45 | 34,961,791.67 | | | | | 297,387,651.37 | 227,568,584.25 | 34,857,275.45 | 34,961,791.67 | | | | | 297,387,651.37 | | |
| Region 8 | | | 138,975,500.00 | 22,618,977.42 | 21,514,200.00 | | | | | 183,108,677.42 | 138,975,500.00 | 22,618,977.42 | 21,514,200.00 | | | | | 183,108,677.42 | | |
| Region 9 | | | 192,573,077.42 | 30,573,300.00 | 31,239,391.67 | | | | | 254,385,769.09 | 192,573,077.42 | 30,573,300.00 | 31,239,391.67 | | | | | 254,385,769.09 | | |
| Region 10 | | | 215,225,041.67 | 34,934,900.00 | 34,638,900.00 | | | | | 284,798,841.67 | 215,225,041.67 | 34,934,900.00 | 34,638,900.00 | | | | | 284,798,841.67 | | |
| Region 11 | | | 115,421,991.67 | 18,315,700.00 | 17,947,500.00 | | | | | 151,685,191.67 | 115,421,991.67 | 18,315,700.00 | 17,947,500.00 | | | | | 151,685,191.67 | | |
| Region 12 | | | 146,085,007.67 | 23,477,927.42 | 23,822,627.42 | | | | | 193,385,562.51 | 146,085,007.67 | 23,477,927.42 | 23,822,627.42 | | | | | 193,385,562.51 | | |
| Region 13 | | | 71,535,700.00 | 11,227,900.00 | 11,077,100.00 | | | | | 93,840,700.00 | 71,535,700.00 | 11,227,900.00 | 11,077,100.00 | | | | | 93,840,700.00 | | |
| ARMM | | | 102,621,730.16 | 17,610,333.33 | 19,705,343.33 | | | | | 139,937,406.82 | 102,621,730.16 | 17,610,333.33 | 19,705,343.33 | | | | | 139,937,406.82 | | |
| CAR | | | 98,377,150.00 | 15,287,000.00 | 16,689,622.00 | | | | | 130,353,772.00 | 98,377,150.00 | 15,287,000.00 | 16,689,622.00 | | | | | 130,353,772.00 | | |
| NCR | | | 942,536,180.92 | 146,289,100.00 | 144,867,491.67 | | | | | 1,233,692,772.59 | 942,536,180.92 | 146,289,100.00 | 144,867,491.67 | | | | | 1,233,662,772.59 | | |
| Other Countries | | | 132,517,700.00 | 23,967,900.00 | 24,806,246.51 | | | | | 181,290,846.51 | 132,517,700.00 | 23,967,900.00 | 24,806,246.51 | | | | | 181,290,846.51 | | |

Prepared By:

GRACIANO BACCAY
Head, Budget Section

Prepared By:


ELIZABETH C. RIVERA
Chief, Accounting Section

Recommending Approval:

VIRGINIA D. LOPEZ
Acting Chief, Planning and Management Division

Approved By:

LT GEN ERNESTO G. CAROLINA AFP (RET)
Administrator




APPROPRIATIONS, OBLIGATIONS AND DISBURSEMENTS
As of the Month Ending August 31, 2017
(in thousand pesos)

ANNEX A


Department: Department of National Defense


| Particulars | Available Appropriations | Allotment Releases | | Obligations | | Disbursements | | |
|---|--------------------------|--------------------|------------------------------|------------------|----------------|------------------|----------------|------------------|
| | Amount | Amount | % to Available Appropriation | Amount | % to Allotment | Amount | % to Allotment | % to Obligations |
| Philippine Veterans Affairs Office | 11,076,268 | 8,045,938 | 72.64% | 6,979,511 | 86.75% | 6,973,797 | 86.67% | 99.92% |
| Current Year | 11,055,380 | 8,025,050 | 72.59% | 6,974,458 | 86.91% | 6,965,243 | 86.79% | 99.87% |
| PS | 10,286,313 | 7,624,937 | 74.13% | 6,763,538 | 88.70% | 6,763,826 | 88.71% | 100.00% |
| MOOE | 387,581 | 383,513 | 98.95% | 210,920 | 55.00% | 201,417 | 52.52% | 95.49% |
| FinEX | - | - | - | - | - | - | - | - |
| CO | 381,486 | 16,600 | 4.35% | - | 0.00% | - | 0.00% | 0.00% |
| Prior Year | 20,888 | 20,888 | 100.00% | 5,053 | 24.19% | 525 | 2.51% | 10.39% |
| PS | - | - | - | - | - | - | - | - |
| MOOE | 17,374 | 17,374 | 100.00% | 4,755 | 27.37% | 525 | 3.02% | 11.04% |
| FinEX | - | - | - | - | - | - | - | - |
| CO | 3,514 | 3,514 | 100.00% | 298 | 8.48% | - | 0.00% | 0.00% |
| Accounts Payable | | | | | | 8,029 | | |
| PS | | | | | | 60 | | |
| MOOE | | | | | | 3,121 | | |
| MOOE AP | | | | | | | | |
| FinEX | | | | | | | | |
| CO | | | | | | 4,848 | | |

Prepared by:



ELIZABETH C. RIVERA
Head, Accounting Section


Noted by:


GRACIA N. BACCAY
Head, Budget Section


VIRGINIA D. LOPEZ
Acting Chief, Planning and Management Division

Certified Correct:


LTGEN ERNESTO G. CAROLINA AFP (RET)
Administrator




MONTHLY REPORT OF DISBURSEMENTS
For the month of August, 2017

| Department: Department of National Defense (DND) | | | | | Agency: Philippine Veterans Affairs Office (PVAO) - Proper | | | | | | | | | | Operating Unit: N/A | | | | | | | | | | | | |
|--|---------------------|---------------|----------|----|--|-------------------------------|------|----------|----|---------------|---------------------------------|------|----------|----|-----------------------------|------------|-------------------|----|------|----|----------------|---------------|------|----------|----------------|------------------|-------|
| Organization Code (UACS): 170050000000 | | | | | Fund Cluster: 01 - Regular Agency Fund | | | | | | | | | | Report Status: FOR APPROVAL | | | | | | | | | | | | |
| PARTICULARS | CURRENT YEAR BUDGET | | | | | PRIOR YEAR'S ACCOUNTS PAYABLE | | | | | CURRENT YEAR'S ACCOUNTS PAYABLE | | | | | SUB-TOTAL | TRUST LIABILITIES | | | | GRAND TOTAL | | | | | REMARKS | |
| | PS | MOOE | Fin. Exp | CO | TOTAL | PS | MOOE | Fin. Exp | CO | Sub-Total | PS | MOOE | Fin. Exp | CO | Sub-Total | | TOTAL | PS | MOOE | CO | TOTAL | PS | MOOE | Fin. Exp | CO | | TOTAL |
| 1 | 2 | 3 | 4 | 5 | 6-(2+3+4+5) | 7 | 8 | 9 | 10 | 11-(7+8+9+10) | 12 | 13 | 14 | 15 | 16-(12+13+14+15) | 17-(11+16) | 18-(6+17) | 19 | 20 | 21 | 22-(19+20+21) | 23 | 24 | 25 | 26 | 27-(23+24+25+26) | 28 |
| Notice of Cash Allocation (NCA) | 812,971,672.38 | 19,917,910.38 | | | 832,889,582.76 | | | | | | | | | | | | 832,889,582.76 | | | | 812,971,672.38 | 19,917,910.38 | | | 832,889,582.76 | | |
| MDS Checks Issued | 812,971,672.38 | 15,274,420.05 | | | 828,246,092.43 | | | | | | | | | | | | 828,246,092.43 | | | | 812,971,672.38 | 15,274,420.05 | | | 828,246,092.43 | | |
| Advice to Debit Account | | 4,643,490.33 | | | 4,643,490.33 | | | | | | | | | | | | 4,643,490.33 | | | | | | | | 4,643,490.33 | | |
| Notice of Transfer of Allocation (NTA) | | | | | | | | | | | | | | | | | | | | | | | | | | | |
| MDS Checks Issued | | | | | | | | | | | | | | | | | | | | | | | | | | | |
| Advice to Debit Account | | | | | | | | | | | | | | | | | | | | | | | | | | | |
| Working Fund (NCA issued to BTr) | | | | | | | | | | | | | | | | | | | | | | | | | | | |
| Tax Remittance Advices Issued (TRA) | 801,063.74 | 311,871.44 | | | 1,112,935.18 | | | | | | | | | | | | 1,112,935.18 | | | | 801,063.74 | 311,871.44 | | | 1,112,935.18 | | |
| Cash Disbursement Ceiling (CDC) | | | | | | | | | | | | | | | | | | | | | | | | | | | |
| Non-Cash Availment Authority (NCAA) | | | | | | | | | | | | | | | | | | | | | | | | | | | |
| Others (CDT, BTr Docs Stamp, etc.) | | | | | | | | | | | | | | | | | | | | | | | | | | | |


Summary

| PARTICULARS | PREVIOUS REPORT | CURRENT MONTH | AS OF DATE |
|--|------------------|----------------|------------------|
| (1) | (2) | (3) | (4) |
| Total Disbursement Authorities Received | | | |
| NCA | 6,157,444,826.00 | 854,749,570.00 | 7,012,194,396.00 |
| Working Fund | | | |
| IRA | 8,284,831.66 | 1,112,935.18 | 9,397,766.84 |
| CDC | | | |
| NCAA | | | |
| Others (CDT, BTr Docs Stamp, etc.) | | | |
| Less: Notice of Transfer Allocations (NTA)* issued | | | |
| Total Disbursements Authorities Available | 6,165,729,657.66 | 855,862,525.18 | 7,021,592,182.84 |
| Less: | | | |
| Lapsed NCA | 6,064,109.99 | | 6,064,109.99 |
| Disbursements | 6,139,339,711.12 | 834,602,537.94 | 6,973,342,249.06 |
| Balance of Disbursements Authorities as of to date | 20,325,836.55 | 21,859,987.24 | 42,185,823.79 |
| Total Disbursements Program | 6,157,444,826.00 | 854,749,570.00 | 7,012,194,396.00 |
| Less: * Actual Disbursements | 6,139,339,711.12 | 834,602,537.94 | 6,973,342,249.06 |
| (Over)/Under spending- | 18,105,114.88 | 20,747,032.06 | 38,852,146.94 |


Certified Correct:


Rivera, Elizabeth C.
Agency Chief Accountant

Date: 15/Sep/2017



Approved By:


Head of Agency or Authorized Representative
Date: